





Consumer Hazard Warning Symbols

The following warning symbols are used for household products to warn consumers of the level and nature of the hazard associated with the product.

The outer border indicates the degree of the hazard and the symbol indicates the type of hazard.

	<u>Hazard</u>	<u>Precautions</u>	<u>Degrees of Hazard</u>	<u>Label Warning</u>
TOXIC PRODUCTS				
	Poisonous	Do not get in eyes or on skin. Do not breath fumes. Wear protective clothing and safety equipment as indicated on the label.	Very toxic	-Extreme Danger -Sales Restricted
	May be lethal or may cause serious and irreversible effects.		Toxic	-Danger
			Harmful	-Caution
CORROSIVE PRODUCTS				
	Causes Burns	Do not mix with other chemicals. Do not get in eyes or on skin. Do not breath fumes. Do not swallow. Wear protective clothing as indicated on the label.	Very corrosive	-Extreme Danger
	Will cause chemical burns to the skin, eyes and lungs. May form dangerous fumes when mixed with other chemicals.		Corrosive	-Danger
			Irritant	-Caution
FLAMMABLE PRODUCTS				
	Fire Hazard	Read the specific instructions on the label. Use only in well ventilated areas. Keep way from flames and objects that spark. Store in a safe location.	Very flammable	-Extreme Danger
	May ignite if exposed to a spark or flame. May spontaneously ignite.		Flammable	-Danger
			Spontaneously Combustible	-Caution
PRESSURIZED PRODUCTS				
	Explosion Hazard	Do not puncture. Do not burn. Store away from heat.		
	Under Pressure may explode if heated. If ruptured hazardous contents will be released.			

Workplace Labels

- These are used if the original label is missing or damaged, or if you are putting the material into a smaller container.
- The workplace label can be hand-made or it can be a commercially printed label but it must include the following information: The name of the product, risk phases (e.g. corrosive, wear gloves and goggles) and a reference to the MSDS. For printing of required information please refer to WellNet Solutions.(www.wellnetsolutions.com)

2) Material Safety Data Sheet (MSDS)

- The MSDS is a document that summarizes the health and safety information about the product.
- An MSDS must be available for every hazardous material present. They should be current (no more than three years old) and they must be kept in an accessible location at all times.
- Know where the MSDS binder is located and **read the sheet before using the material**. If there is no MSDS for that product, tell your manager or supervisor and do not use the product.

A Material Safety Data Sheet (MSDS) will include the following information:

- | | |
|------------------------------------|-----------------------------|
| 1. Material Identification and Use | 6. Toxicological Properties |
| 2. Hazardous Ingredients | 7. Preventative Measures |
| 3. Physical Data | 8. First Aid Measures |
| 4. Fire and Explosion Data | 9. Preparation Information |
| 5. Reactivity Data | |

WHMIS Product Hazard Warning Symbols and Descriptions



Dangerously Reactive

Can explode or release a dangerous gas, if heated, shaken or mixed with another material.



Oxidizing

Can cause fire or explosion if in contact with a flammable or combustible material.



Compressed Gas

Can explode or propel a container if heated or dropped.



Corrosive

Can burn the eyes or skin.



Flammable and Combustible

Can burn or explode if heated or ignited.



Biohazard

Infectious material.



Toxic

Materials causing toxic effects.



Poisonous

Serious and immediate effects.

WellNET Solutions (www.wellnetsolutions.com)

A web-based service that is accessed via the internet to retrieve new product MSDS as well as for tracking and updating expiring MSDS. The system provides accessibility to view, search and print up-to-date sheets. The system also provides administrative features that enable automatic updating, notification, reporting and data export functions including creating workplace labels.

Workplace Hazardous Material Information System "WHMIS"

Occupational Health and Safety Act (OHSA) Sections 6-18

The **Workplace Hazardous Material Information System or (WHMIS)** is a Canada wide system of providing information to workers about the hazardous materials in the workplace.

All employees come into contact with hazardous materials and must take WHMIS training. |

WHMIS training helps workers understand more about the chemical products they may come into contact with during the normal course of your employment. These chemicals can be as complicated as pesticides and herbicides used on our golf courses or common products such as paint, fuel, dishwashing detergent or cleaning supplies. These controlled products can be hazardous due to their chemical content, or they can be dangerous when mixed or exposed to other chemicals.

The WHMIS Training test can be found on the CD included in this manual and should be used in conjunction with the WHMIS training video and practical instruction. This training should commence within the first week of work or prior to any exposure of hazardous substances.

The main components of the WHMIS program are labels and material safety data sheets (MSDS).

1) Labels

- Knowing what you will be working with and how to use it is a key to prevention.
- All chemicals in the workplace must be labeled.
- Report any unlabelled products to a manager or supervisor and do not use them.

Supplier labels

These are usually on the product when they arrive. They are identified by the hatched border around the edge and will be in both French and English. They must not be removed. They usually have the WHMIS Hazard class symbol on them.

The "supplier label" will have the following seven categories of information

- 1) **Product Identifier:**
The product name or number must be identical to the product identifier on the MSDS.
- 2) **Supplier Identifier:**
This will include the supplier, manufacturer or importer's name and the location of the principal place of business.
- 3) **Reference to MSDS:**
A statement such as "SEE MATERIAL SAFETY DATA SHEET" is required and must appear on the WHMIS label when an MSDS is required.
- 4) **WHMIS Hazard Symbols:**
These must meet the regulatory specifications. All symbols will have a distinctive circular border.
- 5) **Risk Phrases:**
Wording which clearly indicates the risks involved when using the product.
- 6) **Precautionary Measures:**
Safe handling, use and storage information for the product.
- 7) **First Aid Measures:**
A clear description of the immediate steps to be taken in the event of harmful contact with the product.